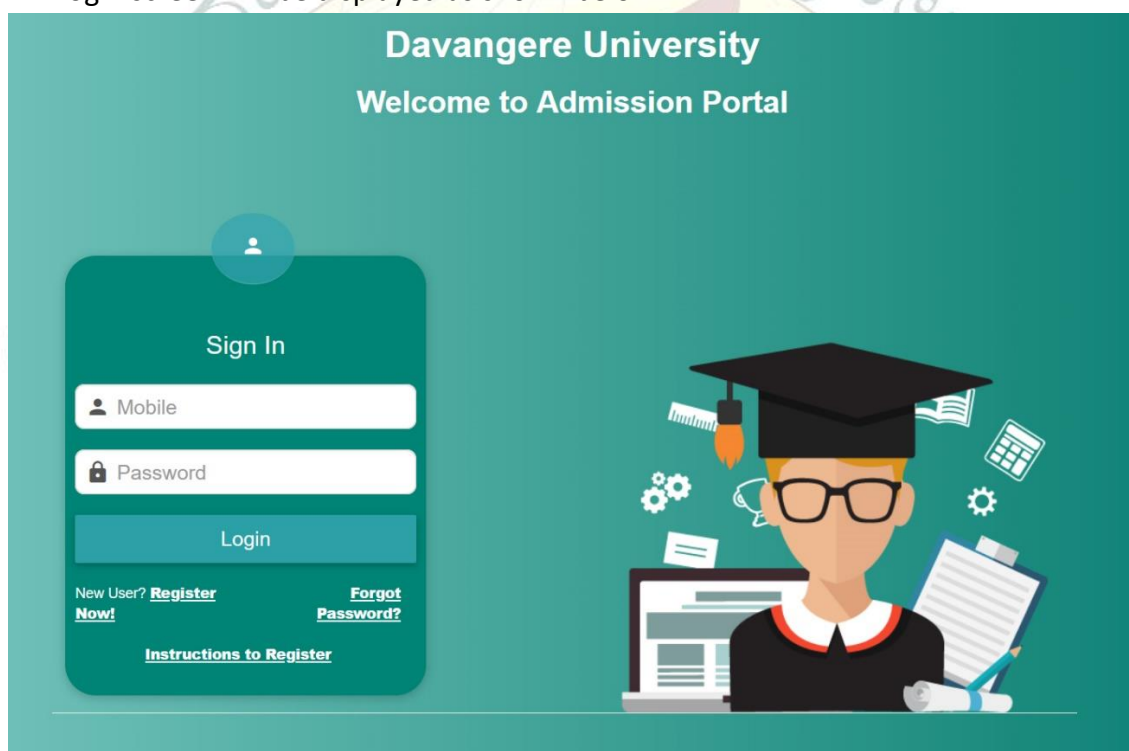


Admission Portal – Admission entry by the Students

How to start?

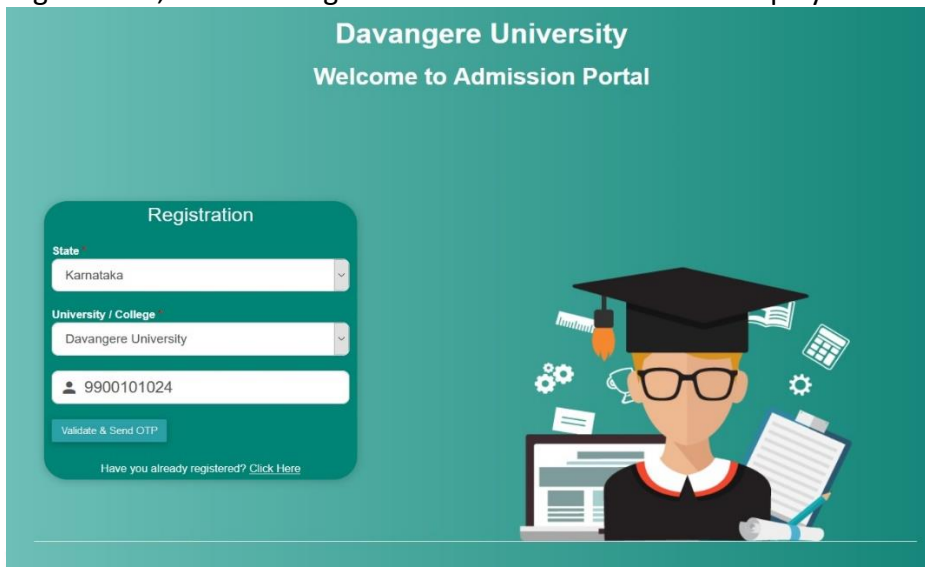
- Open internet browser – such as Mozilla Firefox, chrome. We recommend chrome for better performance.
- Type davangereuniversity.ac.in/ in the address bar of the browser.
- Click on Examination / DU Portal / Admission Portal
- To Login directly type universitysolutions.in/dud/adm/
- Login screen will be displayed as shown below.



- Enter the mobile number and the password and click on "Login" to proceed.
- Student need to provide valid mobile number which is given during the one time registration process.
- Student needs to keep this mobile number for future communications from university / college / teacher.

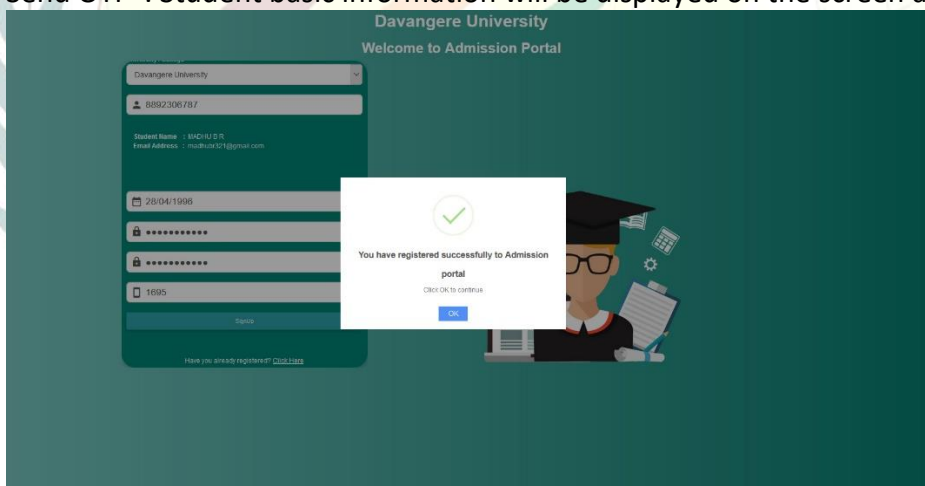
One time registration

- For the first time student needs to register to the admission portal. To do the registration, click on “Register Now”. The screen will be displayed as follows.



The screenshot shows the 'Davangere University Welcome to Admission Portal' page. On the left, there is a 'Registration' form with the following fields: 'State' (dropdown menu showing 'Karnataka'), 'University / College' (dropdown menu showing 'Davangere University'), and a mobile number field containing '9900101024'. Below these fields is a 'Validate & Send OTP' button and a link that says 'Have you already registered? Click Here'. On the right side of the form, there is an illustration of a student wearing a graduation cap and glasses, sitting at a desk with a laptop and a clipboard.

- Select the state, university and enter the valid mobile number and click on “Validate & Send OTP”. Student basic information will be displayed on the screen as shown below.



The screenshot shows the 'Davangere University Welcome to Admission Portal' page after successful registration. The form fields are now populated with student information: 'Davangere University' (dropdown), '8882306787' (mobile number), 'Student Name : BHAKTI R R', 'Email Address : bhakti2018@gmail.com', '28/04/1998' (date of birth), two password fields (both masked with asterisks), and '1695' (OTP). A 'Signup' button is at the bottom. A white pop-up box with a green checkmark and the text 'You have registered successfully to Admission portal' is overlaid on the form, with an 'OK' button below it. The background illustration of the student is also present.

- Enter the date of birth and new password, confirm password and the OTP received on mobile and click on “Signup” for completing the registration process.
- In case the mobile number is not validated, please contact help desk / college.
- Upon successful registration, Login screen will be displayed. Login using the registered mobile number and the password.

- After successful login, an instruction page will be displayed as shown below

Davangere University
Online Admission Entry Logout

Hi, MADHU B R

College	: [1102] GOVERNMENT FIRST GRADE WOMEN'S COLLEGE
Degree	: BCOM3
Mobile Number	: 8892306787
Email Id	: madhubr321@gmail.com

Admission Entry / Corrections
Support
Print Application Form

I Need Help

- Read the instructions carefully and proceed for admission entry.
- In case of any queries / clarifications, students can log grievance by clicking on “I NEED HELP” button. The queries from students will be promptly answered in a short duration. No telephone / emails queries will be entertained from the student end.
- Ensure that the scanned copies of the following documents are ready before filling the admission details.
 - ❖ Student Photo in JPG format
 - ❖ Student Signature in JPG format
 - ❖ SSLC / 10th Marks Card in pdf format
 - ❖ Qualifying examination marks card (PUC / 10 + 2) in pdf format
 - ❖ Transfer Certificate in pdf format
 - ❖ Eligibility Certificate in pdf format
 - ❖ Aadhar Card in pdf format
 - ❖ Caste Certificate in pdf format
 - ❖ Income certificate in pdf format
- Click on “Admission entry & Corrections” to proceed for fresh admission entry or to do the corrections in the details already entered.
- Click on “Print Application form” to print the admission application form after filling all the information.

- The admission entry screen will be displayed as shown below

Davangere University
 Online Admission Entry
 Home Logout

Personal Details

College *
GOVERNMENT FIRST GRADE WOMEN'S COLLEGE, DA

Degree *
BACHELOR OF COMMERCE (CBCS) - BCOM3

Combination *
GEN - GENERAL


Student Name* (As per SSLC / 10th marks card)
MADHU


Father's Name* (As per SSLC / 10th marks card)
RAMESH

Mother's Name* (As per SSLC / 10th marks card)
SHANTHA

Date of Birth* (As per SSLC / 10th marks card)
28/04/1996

Religion*
Hindu


[Remove file](#)


[Remove file](#)

Upload clearly visible photo having a width of 2 inches and height of 2 inches
Maximum size allowed is 100kb

Ensure a clearly visible image of your signature with width of 190 pixels and height of 50 pixels

Davangere University
 Online Admission Entry
 Home Logout

Gender*
☒ Male ☐ Female ☐ Transgender

Physically disabled ? ☐

Student Type*
Karnataka

Income Certificate No.
RD00000000000001

Blood Group*
O-

Category*
GM

Aadhar Number
505050505050

Student Email ID*
XXXXXXXX

Parents Mobile No.
XXXXXXXX

Caste Certificate No.
RD0000000000000001

Nationality*
Indian

Caste *
LINGAYATHA

Rural / Urban *
Urban

Student Mobile Number*
XXXXXXXX

Annual Family Income
20000

- In Personal details select the college, degree and combination.
- Upon selection of the degree and the combination, respective subjects will be displayed in the "subjects opted" section.
- Enter student name, Father name, Mother name and the date of birth as per the SSLC / 10th Marks Card. Ensure that the entered details are correct as the same details will be carried to print the marks card and the degree certificate in future and no more corrections are entertained.
- Upload scanned copy of photo and the signature. The quality of the photograph appearing on the marks card depends on the photograph that is submitted in Admission entry .The photograph should be in color and of the size of 2 inch x 2 inch and signature is 2 inch x ½ inch

- Mobile number and the email id is used for future communication from university / college / teachers. Ensure that the valid mobile number and email id is entered.
- In “Subjects Opted” section, combination subjects and the compulsory subjects will be displayed automatically. Rest of the subjects like languages / optional subjects need to be selected as shown below

Davangere University
Online Admission Entry
Home Logout

Subjects Opted

Sl. No.	Sub. Code	Subject Name
1	A008	ENGLISH - I
2	A052	ENVIRONMENTAL SCIENCE
3	A071	FINANCIAL ACCOUNTING
4	A072	PRINCIPLES AND PRACTICE OF MANAGEMENT
5	A073	PRINCIPLES OF MARKETING
6	A074	FINANCIAL MARKETS AND SERVICES
7	A093	CO - CURRICULAR & EXTRA - CURRICULAR ACTIVITIES
8	A001	KANNADA - I

- Upload the documents mentioned above by clicking on “browse” button. Upon selection click on “upload” to save the documents as shown below.

Davangere University
Online Admission Entry
Home Logout

Documents to be uploaded (Each file should be of less than 1Mb)

Sl. No.	Description	Upload	File
1	SSLC Marks Card	<input type="button" value="Browse..."/> A...g <input type="button" value="Upload"/>	SSLCMC
2	Qualifying Examination Marks Card (P.U.C / equivalent exam)	<input type="button" value="Browse..."/> A...g <input type="button" value="Upload"/>	PUMC
3	Transfer Certificate	<input type="button" value="Browse..."/> A...g <input type="button" value="Upload"/>	TCCERT
4	Eligibility Certificate	<input type="button" value="Browse..."/> N... <input type="button" value="Upload"/>	
5	Aadhaar Upload	<input type="button" value="Browse..."/> A...g <input type="button" value="Upload"/>	ADHAAR
6	Caste Certificate	<input type="button" value="Browse..."/> C...g <input type="button" value="Upload"/>	CASTE
7	Income Certificate	<input type="button" value="Browse..."/> C...g <input type="button" value="Upload"/>	INCOME

- Enter the previous / qualifying academic details (PUC / 10 + 2) as shown below.

Davangere University
Online Admission Entry
Home Logout

Previous Academic Details

Qualifying Exam*

Reg. No.*

Board / University Name*

Passing month / year*

May

2020

Max. Marks*

Sec. Marks*

Percentage

- * indicates the information is mandatory and student must enter or select the details before saving.
- Students need to enter the aadhar number as it is made mandatory by the NAD (National Academic Depository) guidelines.
- After filling all the information verify the details once and click on "Save". Upon verification of all the details click on "Final Submission". System will show the alert for saving the details successfully along with the application number. Note down the application number for future reference. Click on "Print Application" to print the application form. Upon "Final Submission" modifications will not be allowed for the student.

Davangere University
Online Admission Entry

Application Status

Your Application is submitted successfully.

Application Number is 52320000007

Print Application

- The application will be printed as shown below.

DAVANGERE UNIVERSITY
 Shivagangotri, Davangere - 577002
College : GOVERNMENT FIRST GRADE WOMEN'S COLLEGE, DAVANAGERE
 Application for Admission (2020)
 Course : BACHELOR OF COMMERCE (CBCS)

Personal Details

Application No.	52320000007		
Name of the Applicant	XXXX		
Father's / Guardian's Name	ZXASD		
Mother's Name	SDCASC		
Date of Birth	28/04/1996	Gender	Male
Nationality	Indian	Religion	Hindu
Caste	LINGAYATHA	Category	GM
Aadhaar No.	464132168487	Blood Group	O-
Rural / Urban	Urban	Annual family Income	20000
Admission Quota	University	Medium	english
Income Certificate No.	RD000000001	Caste Certificate No.	RD000000001
Physically disabled	No		

Communication Details

Permanent Address	xxx acsac ascsac davangere Karnataka - 577007		
Communication Address	xxx acsac ascsac davangere Karnataka - 577007		
Email Address	-----@gmail.com		
Mobile No.	-----	Contact No.	-----
Parents mobile No.	8-----	Student Type	karnataka

DAVANGERE UNIVERSITY
 Shivagangotri, Davangere - 577002
College : GOVERNMENT FIRST GRADE WOMEN'S COLLEGE, DAVANAGERE
 Application for Admission (2020)
 Course : BACHELOR OF COMMERCE (CBCS)

Qualifying Examination Details

Name of the Class / qualifying examination last studied	PUC			
Name of the board / University last studied	DEPARTMENT OF PRE UNIVERSITY EDUCATION			
Reg. No.	Month & Year	Max. Marks	Marks Obtained	Percentage
123456	May / 2020	600	555	92.5

Documents Check List

Sl. No.	Document	Uploaded
1	SSLC Marks Card	Yes
2	Qualifying Examination Marks Card (P.U.C / equivalent exam)	Yes
3	Transfer Certificate	Yes
4	Eligibility Certificate	Yes
5	Aadhaar Upload	Yes
6	Caste Certificate	Yes
7	Income Certificate	Yes

Date _____ **Signature of the Student** _____

Note:

- Merely submitting the application form and payment of admission fees does not entitle the candidate's admission to the course unless and until all the documents are verified and found correct.
- Any information given, if later found to be incorrect, the admission of the candidate will be cancelled without prior notice to the concerned Principal or candidate.
- The Principal will be solely held responsible for fake certificates / documents submitted from fake / non recognized Boards / Institutions.

Date: _____ **Signature of the Principal with Seal** _____

FOR OFFICE USE ONLY (UNIVERSITY)			
Application No.	Approved	Approval Sl. No.	Remarks
52320000007			

Signature of the Superintendent _____ **Signature of the Asst.Reg.** _____

Registrar

IP : 14.130.155.34 Date : 22/07/2020 Page 1/2

IP : 14.130.155.34 Date : 22/07/2020 Page 2/2

- Print the application and attach the relevant documents and sign and submit to the respective college